

## ENC Coverage.

### Norway:

#### 3.3. ENC production

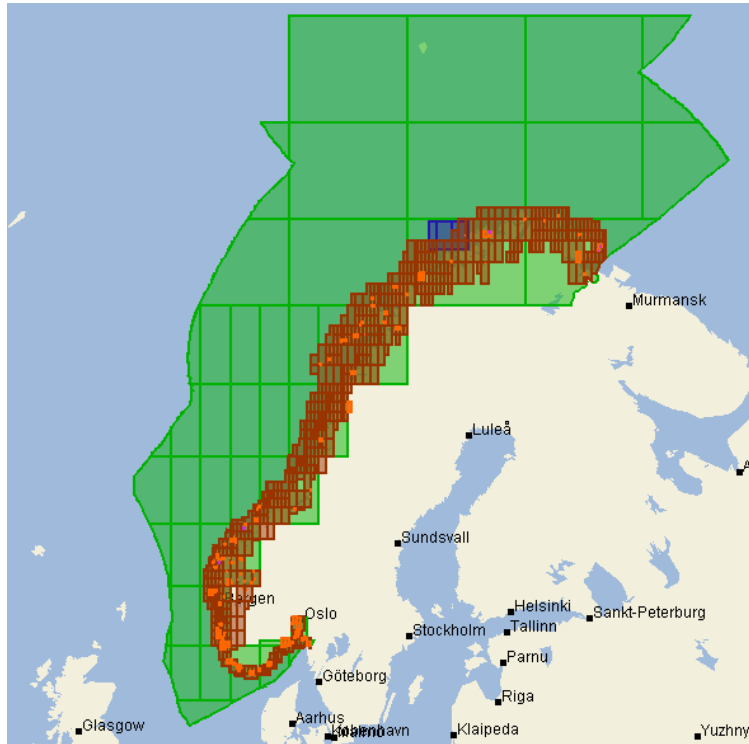


Figure 4

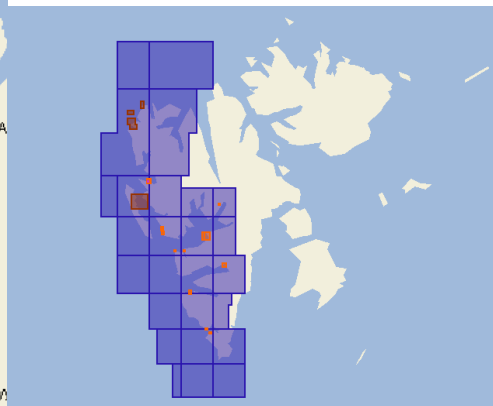


Figure 5

Figure 4: ENC coverage for the Norwegian coastal waters (ENCs in User Band 2-6).

Figure 5: ENC coverage in the Svalbard area.

In 2009 ENC's equal to 6 D-cells (30' x 30') in the Approach and Harbour User Band were produced. In addition 8 ENC's covering the west coast of Svalbard were published. The total number of ENC's is currently 983. One overview ENC covering the Norwegian Sea (INT 10, INT 100, INT 101, INT 113 and INT 140) was completed and published in January 2010, see Figure 6. The coverage of this ENC is planned to be extended to Svalbard in 2010.

#### 5 Harbour 1:4 000 – 1:21 999 161

#### 6 Berthing >1: 4 000 3

Table above: Number of ENC's in each usage band

7

Updating via ER profiles were issued in accordance with the Notices to Mariners and distributed through PRIMAR. A total of 1039 ER files and 71 NE were issued as part of the continuous maintenance of the ENC's.

In connection with the transfer of ENC's to the new chart production system, a review of all ENC's are currently being undertaken in order to improve the quality of the data. New Editions of 231 ENC's were published in 2009 as a result of this task.

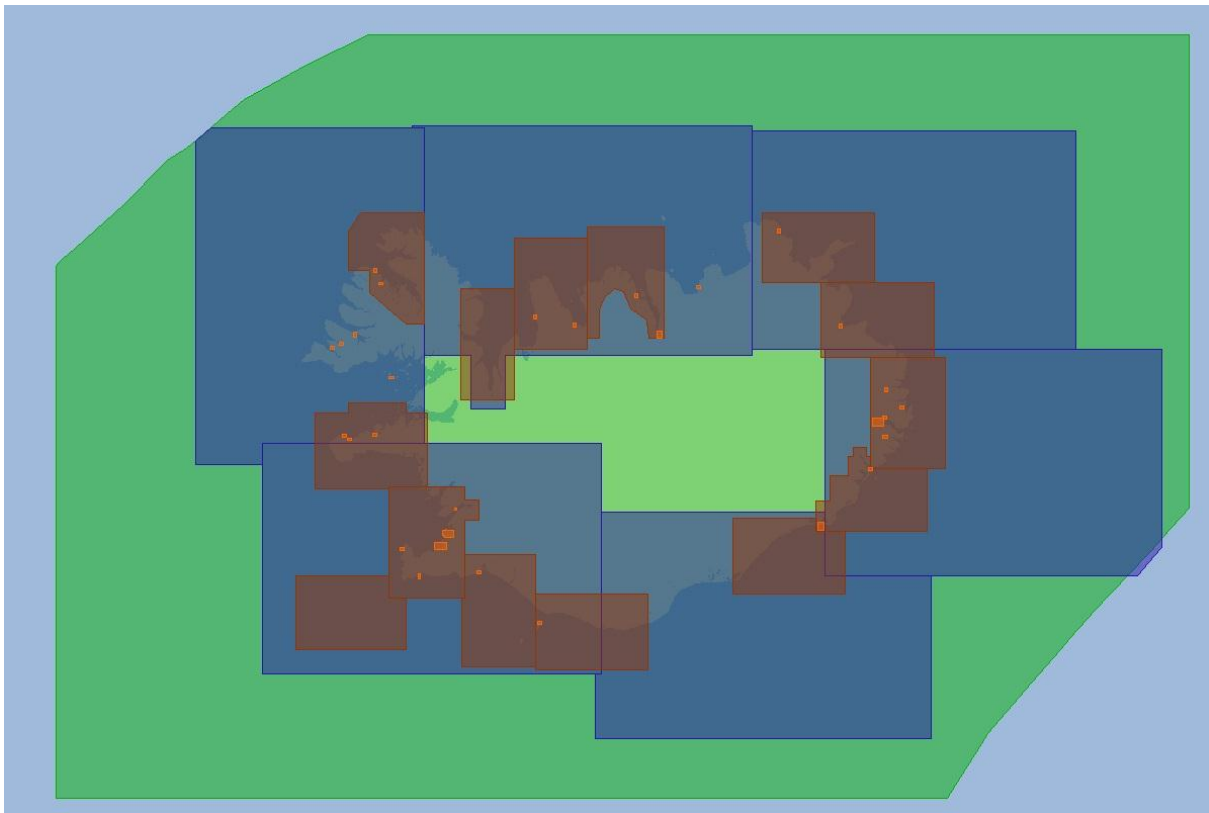
Planned activities in 2010:

In 2010 the NHS will continue the production of new harbour ENC's and new editions of existing harbour and approach ENC's where areas with older survey data will be replaced with new survey data. In addition coastal ENC's covering the Norwegian chart 306 are planned. These ENC's will be compiled from the Approach ENC's in order to ensure consistency between usage bands. This task is part of a harmonisation of the coastal chart series

## **Iceland:**

### **3. ENC production**

Today Iceland has produced 52 cells (09.03.2010). In 2009 19 cells were produced and this year 11 cells have been issued so far. The remaining 12 cells planned, will be finished before end the year.



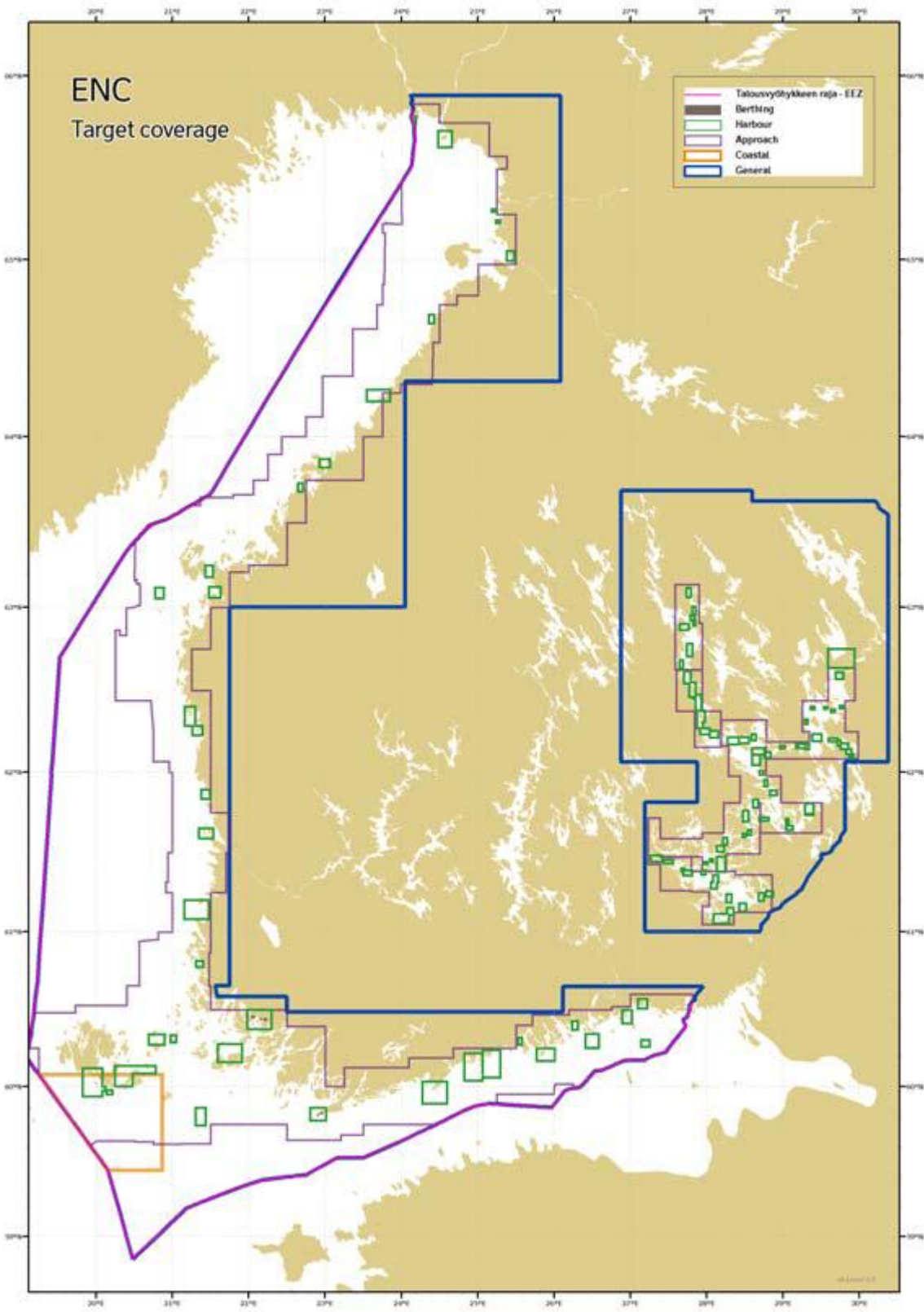
## **Sweden:**

Production of ENC finished

Finland:

### **ENC production and distribution**

Currently there are 180 Finnish ENC cells on the market. These cells cover main fairways used by SOLAS vessels in sea areas. Target for adequate ENC coverage in all navigational purposes is end of 2010.



**Denmark:****ENC**

The Danish waters have been covered by ENC's in various navigational bands since June 2000.

In 2009, KMS has produced 4 ENC's of the Greenlandic waters. In 2010, KMS intends

to produce 12 additional ENC's of additional areas of the Greenlandic waters.

Until 2009, the Faroese waters were not covered by ENC's. In the past year, KMS has produced 2 ENC's of a part of the Faroese waters.

In 2010 KMS will produce ENC's based on the paper charts.

All the ENC's are updated on a weekly basis.