



8.5 Performance Indicators and Statistics

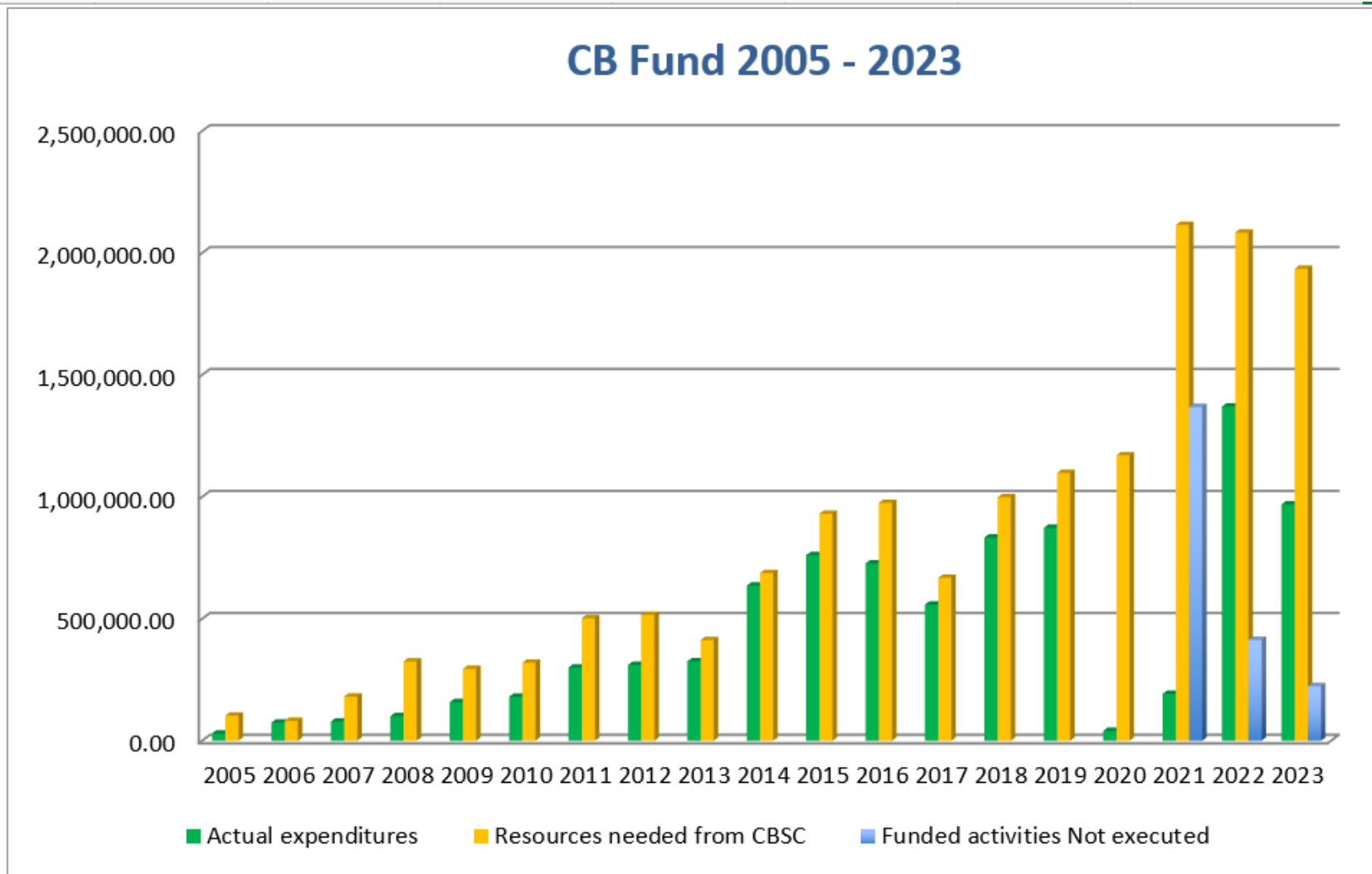
Santa Cruz Island - Galapagos, Ecuador, 5 – 7 June 2024
By CBSC Secretary



IHO

8.5. Statistics

Year	Resources needed from CBSC	Actual expenditures	Funded activities Not executed
2005	103,166.90	29,699.29	
2006	82,000.00	74,420.73	
2007	181,500.00	78,827.55	
2008	325,267.00	100,695.98	
2009	294,782.00	158,205.44	
2010	319,880.00	180,625.99	
2011	502,435.00	300,388.32	
2012	516,185.76	310,810.03	
2013	412,600.00	325,717.63	
2014	687,444.60	636,263.36	
2015	930,907.00	760,801.06	
2016	975,106.00	727,198.06	
2017	667,751.85	558,217.16	
2018	998,250.00	833,466.10	
2019	1,097,825.00	872,832.00	
2020	1,170,186.85	40,285.00	
2021	2,115,003.00	192,097.45	1,368,447.55
2022	2,083,718.20	1,370,370.82	413,818.18
2023	1,934,896.33	968,747.42	224,205.00



CBSC22

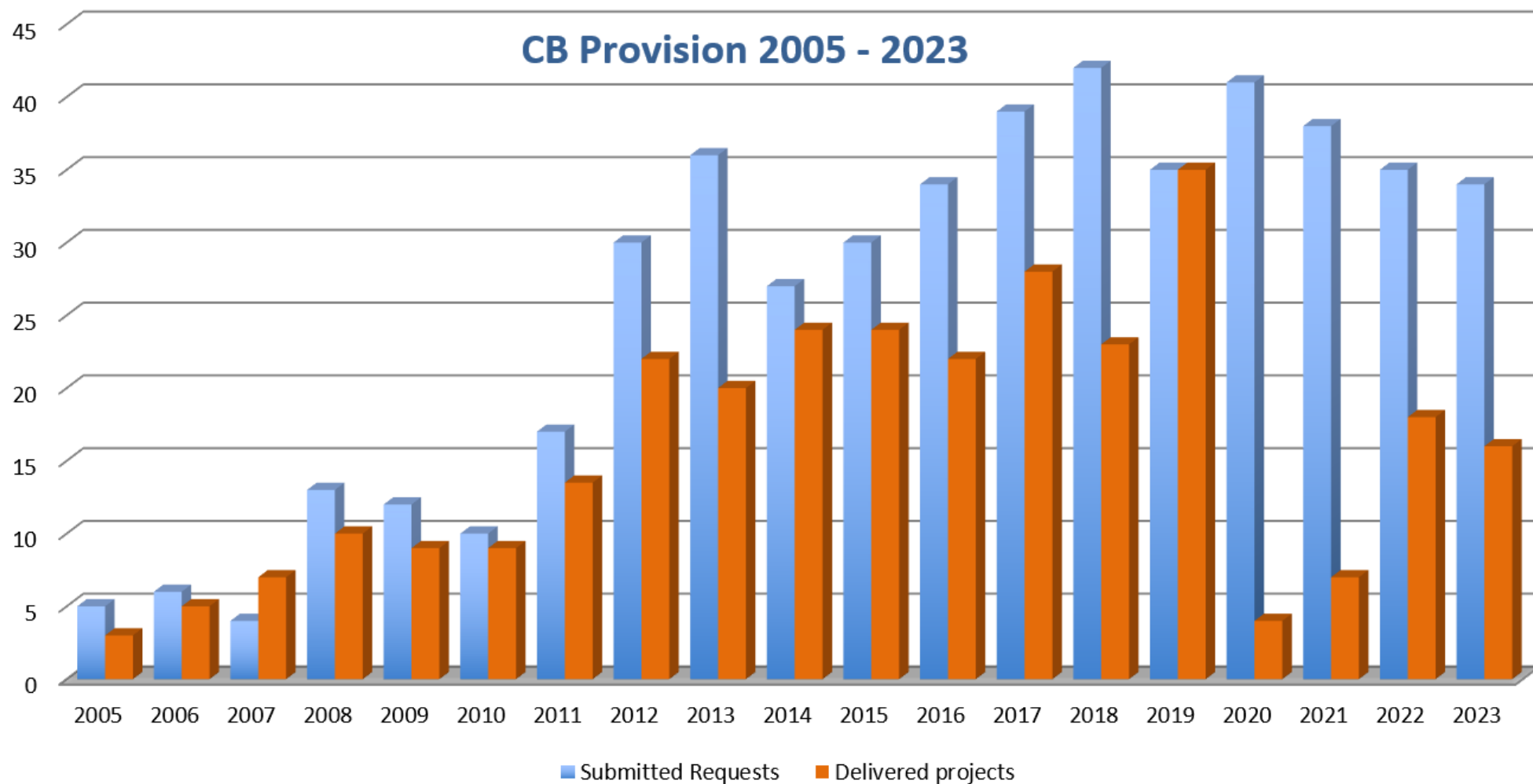
Santa Cruz Island - Galapagos, Ecuador, 5 – 7 June 2024



IHO

8.5. Statistics

Year	Submitted Requests	Delivered projects
2005	5	3
2006	6	5
2007	4	7
2008	13	10
2009	12	9
2010	10	9
2011	17	13.5
2012	30	22
2013	36	20
2014	27	24
2015	30	24
2016	34	22
2017	39	28
2018	42	23
2019	35	35
2020	41	4
2021	38	7
2022	35	18
2023	34	16



CBSC22

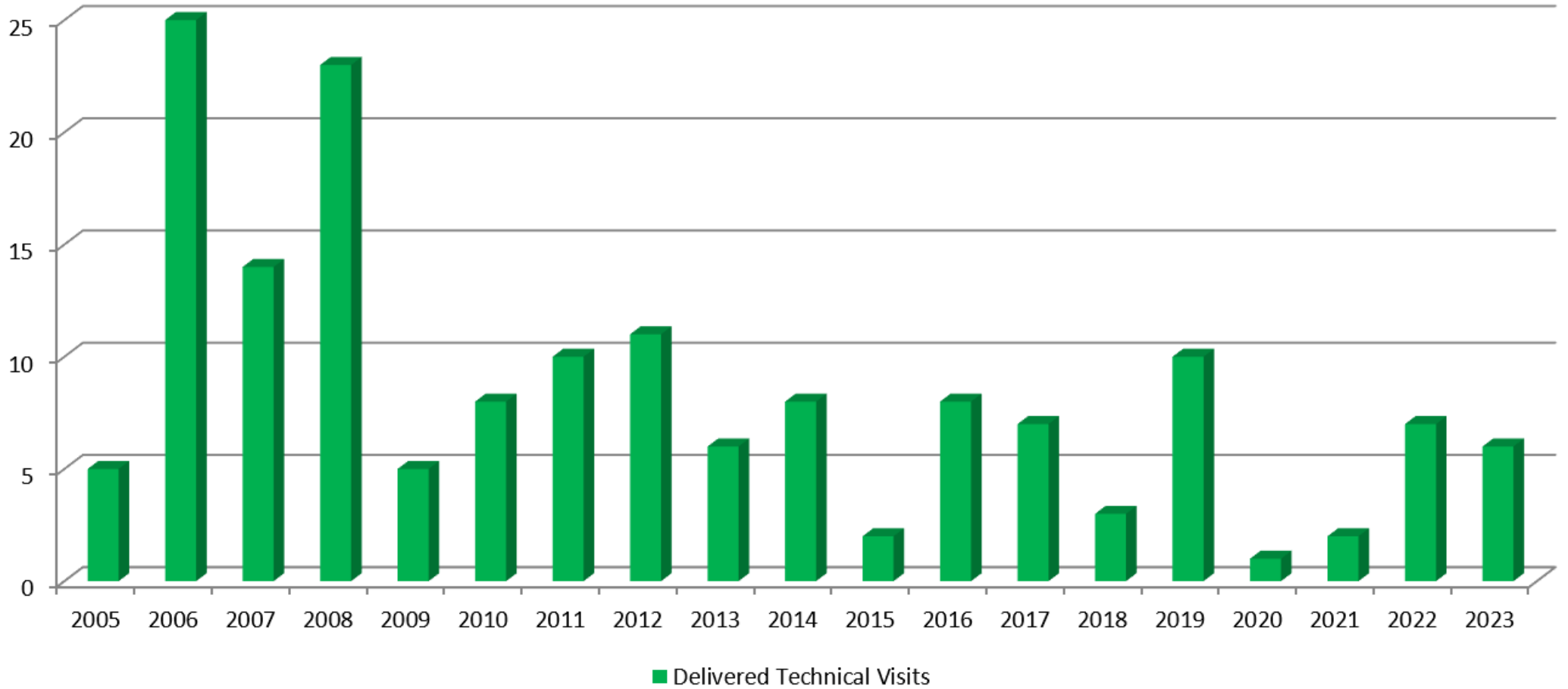
Santa Cruz Island - Galapagos, Ecuador, 5 – 7 June 2024



8.5. Statistics

Year	Delivered Technical Visits
2005	5
2006	25
2007	14
2008	23
2009	5
2010	8
2011	10
2012	11
2013	6
2014	8
2015	2
2016	8
2017	7
2018	3
2019	10
2020	1
2021	2
2022	7
2023	6

Delivered Technical Visits 2005 - 2023

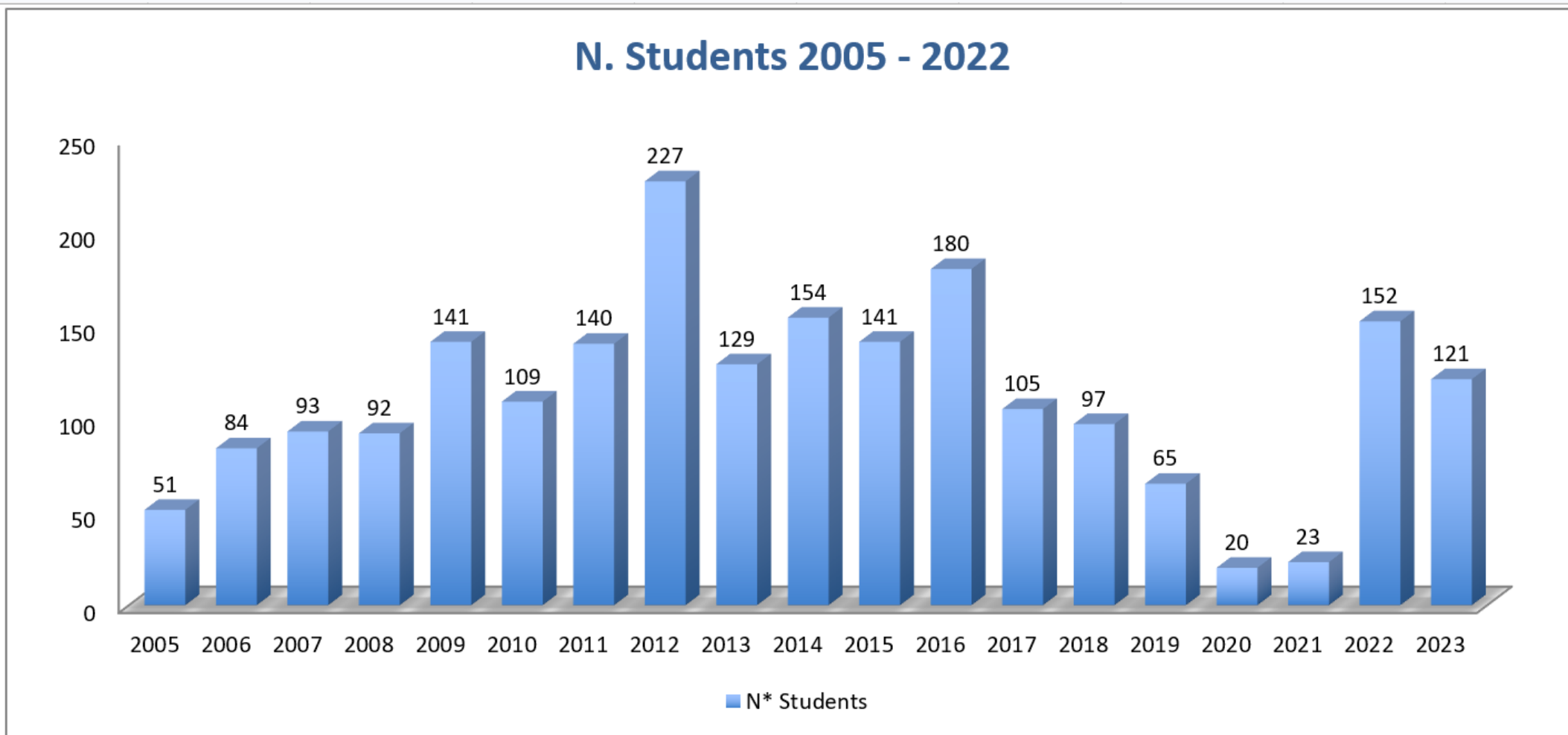




IHO

8.5. Statistics

Year	N* Students
2005	51
2006	84
2007	93
2008	92
2009	141
2010	109
2011	140
2012	227
2013	129
2014	154
2015	141
2016	180
2017	105
2018	97
2019	65
2020	20
2021	23
2022	152
2023	121





IHO

8.5. Statistics (Submitted projects for 2025)

International Hydrographic Organization

Submitted Projects for 2025

CB Phase	Number of projects submitted	Amount (Euros)	%	RHC	Number of projects submitted	Number of projects accepted	Amount (Euros)	%
0	11	124,030	21.2	EAHC	0	0	0.00	0.0
1	0	0	0.0	EAtHC	5	5	53,000.00	9.1
2	8	206,910	35.4	MACHC	5	5	102,300.00	17.5
3	10	253,292	43.4	MBSHC	7	7	142,240.00	24.3
	0	0	0.0	NIOHC	1	1	17,250.00	3.0
Total	29	584,232.00	100	NIOHC / RSAHC	2	2	70,800.00	12.1
				RSAtHC	3	3	83,235.00	14.2
				SAIHC	2	2	24,100.00	4.1
				SEPRHC	1	1	30,247.00	5.2
				SWAtHC	3	3	55,060.00	9.4
				SWPHC	1	1	6,000.00	1.0
				Total	30	30	584,232.00	100.0



IHO

8.5. Performance Indicators and Statistics

International
Hydrographic
Organization

Actions Requested of CBSC

- **Note** this report
- **Take any actions** as considered appropriate

Thank you!